

GC050LX / GP050LX

CUSHION & PNEUMATIC TIRE TRUCKS



WE PUT A LOT OF BIG IDEAS INTO A SMALLER TRUCK.

When you need a dependable productive lift truck designed for your application, look no farther than the Yale® GC050LX and GP050LX. These streamlined, easy-to-operate trucks feature excellent fuel economy and carefully considered ergonomics designed for the comfort of your operator. All at a budget-friendly price point.



Trucks shown with optional equipment.

The GC/GP050LX is no lightweight. It incorporates all the best things about our heavy-duty Yale Veracitor® trucks—smart design, solid construction, durability and reliable performance, to name a few—without adding bulk or complex systems and features designed for specialized applications.

THIS IS ALL THE TRUCK YOU NEED.



GENERAL WAREHOUSING & DISTRIBUTION

Lawn & Garden Supply, Appliance, Home Furnishing, Electronics, HVAC, Sporting Goods, Auto Parts, Office Equipment, Movers & Storage



RETAIL

Floor Covering, Glass, Auto Supply, Paint & Wallpaper, Hardware, Ag Supply, Finished Wood Products



LIGHT MANUFACTURING

Electronics, Furniture & Home, Medical, Pottery, Printing, Rubber & Plastics



BOTTLING & BEVERAGE DISTRIBUTION

Soft Drinks, Juices, Bottled Water, Brewers, Distillers, Wineries, Beverage Wholesalers



GOVERNMENT & SERVICES

Universities & Colleges, Maintenance, Groundskeeping, Hotels & Motels, Amusement Parks, Convention Centers



AGRICULTURE

Fruit & Vegetable Farming, Nurseries, Farmer's Markets

A LIFT TRUCK THAT WORKS SMARTER AND HARDER.

Efficiency is the name of the game, and these trucks deliver—starting with fuel economy. The GC/GP050LX is driven by a 2.2L Mazda engine carefully selected to deliver strong performance while using less fuel. An optional 2.6L diesel engine is also available.

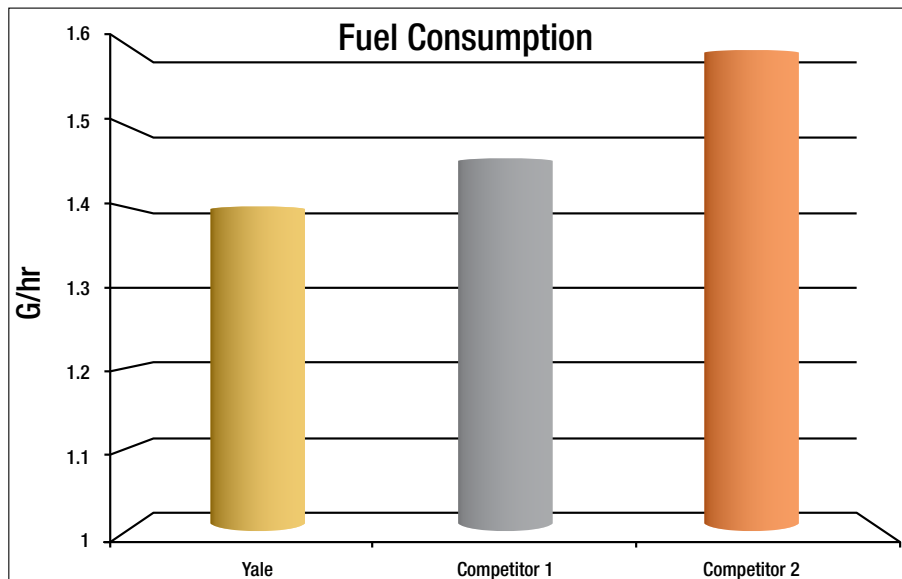


The GC/GP050LX is engineered for productivity and agility. Every GC/GP050LX truck is built with an electronically controlled Powershift transmission for smooth direction changes. We've designed these trucks to be compact and easy to maneuver, so they are as agile in tight spaces as in open ones. Responsive, operator-selectable electronically controlled inching adjustments give the operator better control over load positioning. And an optional integral sideshifter allows the load to be optimally positioned.

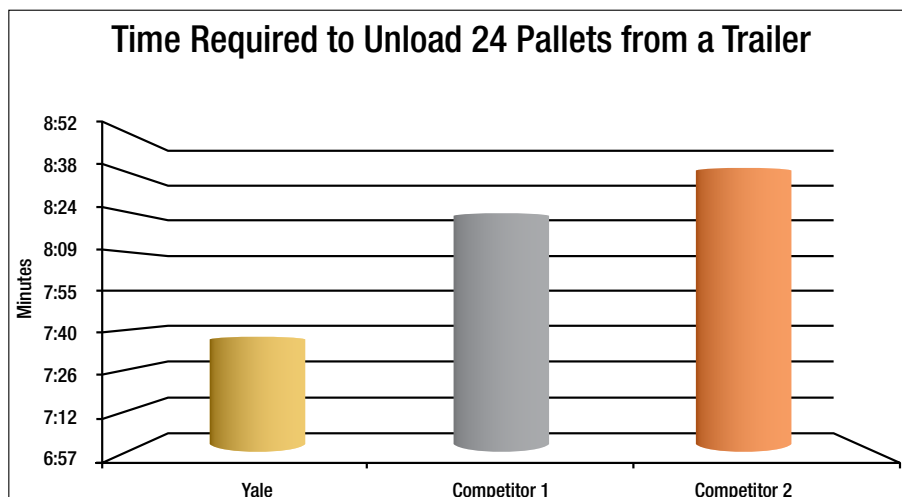
A SLIMMED DOWN TRUCK WITH OWNERSHIP COSTS TO MATCH.

The GC/GP050LX is designed to be a great value, getting the job done without breaking the bank. This ultra-efficient, ultra-durable lift truck starts at a budget-friendly price point, and it continues to earn its keep with low overall operating costs and excellent fuel efficiency.

The GC/GP050LX strikes the perfect balance between productivity and value. It gets the job done while using less fuel than the leading competitors. Utilizing a documented industry standard test cycle, the LX used up to 12% less fuel than the major competition, which means lower costs for you.



In “application based” testing, we simulated a trailer unloading cycle, where 24 pallets of product were unloaded from a flatbed trailer. The Yale® truck unloaded the trailer 12% faster than the major competitors’ average.



* Tests conducted using standard engine configuration.

MAINTAINING THIS INTELLIGENT TRUCK IS A TOTAL NO-BRAINER.


This GC/GP050LX is designed to be user-friendly in every respect. That includes maintenance. The easy open hood combined with a removable floor plate—no tools required—give you cowl-to-counterweight maintenance access. A sophisticated but uncomplicated electrical system enables our technicians to keep your truck operating at peak performance. And your service is backed by North America's best dealer network, so you'll feel confident that your lift truck is getting the most thorough and reliable service anywhere.



DIAGNOSTICS



UNCLUTTERED LAYOUT



EASY ACCESS





THIS JUST MIGHT BE THE MOST RELIABLE EMPLOYEE YOU'VE EVER HAD.

Forget complicated one-size-fits-all trucks. We've optimized the components of the GC/GP050LX to give you heavy-duty construction where you need it, and simplicity everywhere else. Every system and component of the GC/GP050LX is specifically designed to maximize uptime, from the top of the mast down to the tires.



COMFORT SHOULDN'T BE A LUXURY.

The GC/GP050LX doesn't skimp on operator comfort.

No one works well when they're cramped, sore, contorted into unnatural positions, or otherwise uncomfortable. That's why we put as much effort into the design of the operator compartment as we did into engineering of the rest of the GC/GP050LX. Our human-friendly design makes operator comfort and adjustability a top priority, from extra foot space to the infinitely adjustable tilting steer column that accommodates drivers of all shapes and sizes. Excellent visibility in forward and reverse directions lets drivers see all around the truck without having to twist and turn. We've even made the seatbelts comfortable. The standard no-cinch seatbelt stays loose during normal driving conditions and automatically locks for safety if the situation requires it.



SALES • RENTALS • FINANCING • FLEET MANAGEMENT PARTS • SERVICE • OPERATOR TRAINING

STANDARD EQUIPMENT

- Mazda 2.2L LPG Engine
- 42" Class 2 Fork Carriage (GP050LX)
- 38.5" Class 2 Fork Carriage (GC050LX)
- 42" Standard Taper Pallet Forks
- Load Backrest Extension - 48" high
- 5° Forward / 5° Back tilt
- Two (2) Cowl Mounted Mechanical Hydraulic Control Levers
- 3 Function (1 Aux.) Hydraulic Control Valve
- Single Pedal Inch Brake
- LPG Tank Bracket
- Serpentine Radiator
- U.L. Classification LP
- Overhead Guard 85" (2149mm)
- 12" Steering Wheel with Wheel Spinner Knob
- Keyswitch Start with Anti-restart
- Forward / Reverse Direction Lever
- Non-suspension Vinyl Seat
- Counterweight Exhaust
- Low Fuel Indicator
- Continuous Stability System (CSS™)
- Integrated Dashboard Display
- Adjustable Steering Column
- Power Steering
- Floor Mat
- Operator Restraint System
- Operator Presence System (OPS)
- Non-Cinch Seat Belts
- Integral Tie Downs
- Operating Manual
- 12 Months / 2,000 Hours Manufacturer's Warranty
- 24 Months / 4,000 Hours Manufacturer's Powertrain Warranty

OPTIONAL EQUIPMENT

- 2.6L Yanmar Diesel Engine (GP050LX)
- 42" Wide Integral Sideshifter (GP050LX)
- 38.5" in. Wide Integral Sideshifter (GC050LX)
- 48" Long Forks
- Pneumatic Shaped Solid Drive and Steer Tires (GP050LX)
- Non-Marking Solid Drive and Steer Tires (GC050LX)
- Audible Reverse Activated Self Adjusting Alarm 82-102 dB(A)
- Full Suspension Vinyl Seat
- Visible Amber Strobe Light - Continuous Activated, Overhead Guard Mounting
- Halogen Front and Rear Worklights
- Halogen Front and Rear Worklights with LED Brake, Tail and Back up Lights
- Dual Side View Mirrors
- 2.5 Lb. Fire Extinguisher
- Rear Drive Handle with Horn Button
- Additional Height Triplex Masts
- Three (3) or Four (4) Cowl Mounted Mechanical Hydraulic Control Levers for Non Clamping Attachments
- 4 Function (2 Aux.) Hydraulic Control Valve
- 3 Function (1 Aux.) Hose Group
- 4 Function (2 Aux.) Hose Group
- LED Front and Rear Worklights
- LED Front and Rear Worklights with LED Brake, Tail & Reverse Lights
- Attachment Extension Tubes With or Without Quick Disconnects
- 23 x 10 x 12 Wide Pneumatic Shaped Solid Drive Tires (GP050LX)
- 81" MFH 'Truckers Mast' (GC050LX)



Yale Materials Handling Corporation
P.O. Box 7367, Greenville, North Carolina 27835-7367

2223A 3/12

© 2012 Yale Materials Handling Corporation.  is a registered copyright of Yale Materials Handling Corporation. YALE and VERACITOR are registered trademarks of Yale Materials Handling Corporation. PREMIER is a trademark of Yale Materials Handling Corporation.

Manufactured in our own ISO 9001 and 14001 Registered Facilities